

FREE BASIC DIGITAL PROCESSING

Basic digital processing is free for all libraries subscribing to a Standing Order Plan (SOP). You can add any of the following to your covers:

- Library Name
- Branch Name
- Street Address
- Library Logo
- Subject / Genre Category
- Spine Labels
- Bar codes
- Special Instructions
- Custom Contents List
- Custom Colors and Fonts
- Genre Labels

For an example of Basic Processing Options, see page 2.

ADDITIONAL PROCESSING OPTIONS

The following adhesive labels can be added for a fee:

- CD Hub Labels: 10¢ per disc
- Apply adhesive bar code labels (supplied by library): 25¢ per unit

RFID TAGGING

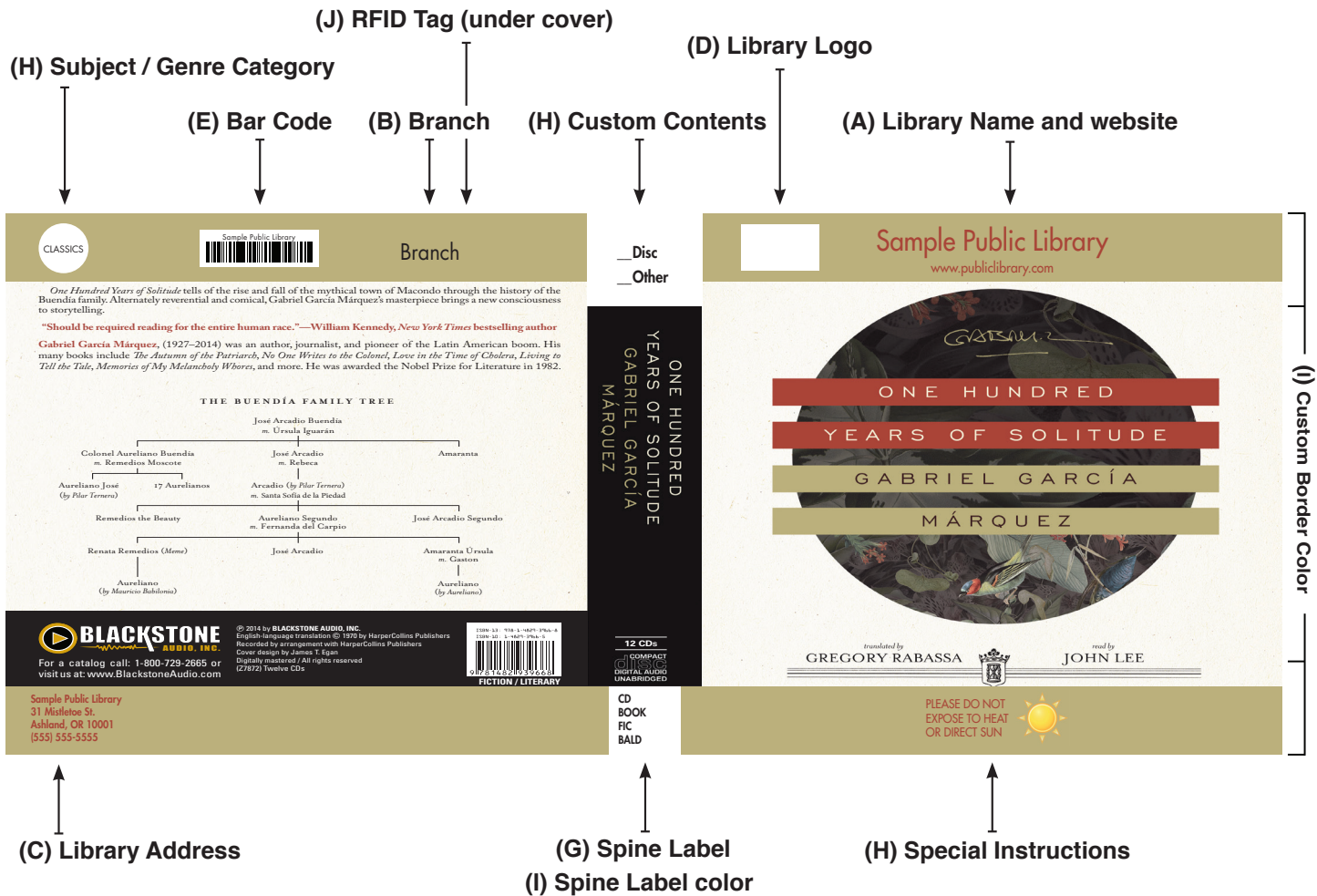
See page 8 for options and pricing.

How to use this form

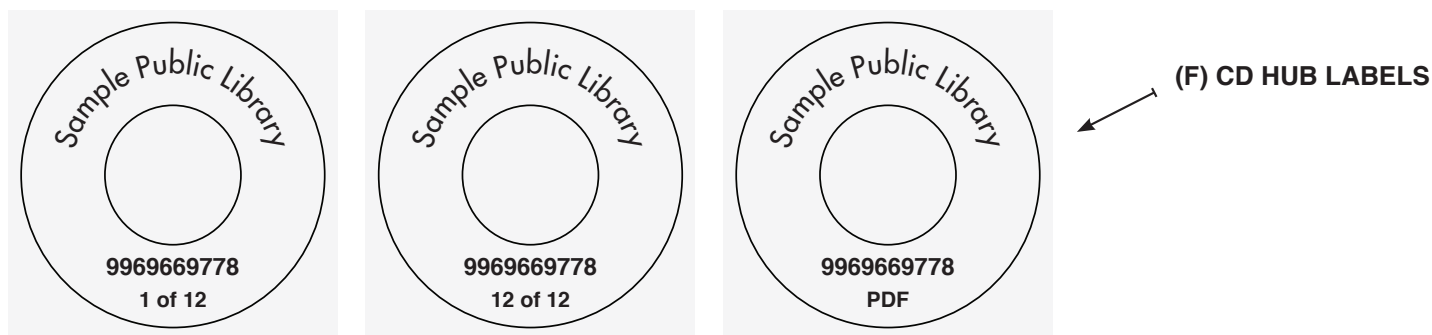
1. Open the file using the free Adobe Acrobat Reader software. Many libraries already have this software installed. It can be downloaded from: <https://get.adobe.com/reader/>
2. Under the File menu, select Save As and name the file: YourLibraryName.pdf (e.g. BlackstonePublicLibrary.pdf)
3. Complete the sections of the form relevant to your needs and note if you will need to submit supplemental material
4. When done entering information, please review and save the form one last time.
5. Send the completed form, one or more scanned examples of a fully processed audiobook cover from your existing collection, and any other requested supplemental material to: LibraryProcessing@BlackstoneAudio.com

Should you have any questions, please contact LibraryServices@blackstoneaudio.com or call us at 1-800-621-0182

COVER SAMPLE



CD HUB LABEL SAMPLE



Library Name

Customer Number

Contact Name

Library Address

City

State

ZIP

Telephone

Fax

Email

Date

A. LIBRARY NAME (Refer to A on sample image, page 2): Yes

Please write the name of your library and website address as they should appear on your covers:

B. BRANCH NAME: Yes

Please write the name of your branch or branches as they should appear on your covers - for example:
Branch 1; Branch 2; Branch 3

C. LIBRARY ADDRESS: Yes

Please write the street address as it should appear on your covers:

D. LIBRARY LOGO: Yes

Send logo to LibraryProcessing@BlackstoneAudio.com

Images must be JPEG, PNG, EPS, or TIFF files and at least 2" x 3" at 300 dpi

E. BAR CODE:

Digital

Adhesive (25¢ per unit)

Indicate barcode placement on page 9Please send scanned image of several barcodes in sequential order to
LibraryProcessing@BlackstoneAudio.com

Our library will assign a bar code

Range:

Include library name on bar code

Symbology:

Standard Code 3 of 9 (Code 39)

Codabar (no check digit)

Codabar mod 10 (with check digit)

Other (please specify below):

Special instructions regarding your bar codes:

F. CD HUB LABELS (10¢/disc):

Yes


Information to be included on hub labels (select up to 3 options):

Library Name

Bar code (as alphanumeric string)

Disc numbers (e.g. 1 of 12)

Other, please specify:



G. SPINE LABELS:

Fiction

Non-Fiction

Please provide examples that demonstrate formatting of spine labels for all applicable subjects and genres

ALL CAPS

Initial Caps Other:

Adult Fiction	Young Adult Fiction
CD FIC	YA CD FIC
AUTHOR	AUTHOR
EXAMPLE	EXAMPLE

Cuttering: Include first letters of Author name Title

Other:

Font name and style: e.g. **Times New Roman Bold**

Remove punctuation? Yes Exceptions:

Alignment:

Left
Center
Right

Preferred font size:

10 pt.
12 pt.
14 pt.

For text that exceeds width of spine:

Hyphen and wrap to next line
Wrap without hyphenate
Reduce font size
Truncate characters

G. SPINE LABELS (Continued)

For nonfiction spine labels

We will send call numbers to LibraryProcessing@BlackstoneAudio.com

We will supply call numbers in the Comments field when placing orders

Use call numbers for matching print versions if they exist in our online catalog.

Catalog URL:

Other:

Please provide any additional information needed to properly format your spine labels, such as exceptions to the call number or Cuttering practices listed above, or local subject/genre preferences (e.g. label Thriller/Suspense as Mystery):

H. ADDITIONAL OPTIONS

Use Page 9 to indicate placement of labels and/or additional text on covers

Number of discs

Subject or genre label (select type):

A simple text label, such as "Romance", "Mystery" or "Thriller"

We will select subject/genre images from Blackstone's options (samples will be sent to you)

We will send our own subject/genre images to LibraryProcessing@BlackstoneAudio.com

Supplied images must be JPEG, PNG, EPS, or TIFF files and at least 2" x 3" at 300 dpi

Expanded custom contents (illustrate):

Special instruction text printed on covers (describe):

Check Contents
12 Discs
X Other
EXAMPLE

I. COLORS

If CMYK or RGB values are not known please send a color swatch
to LibraryProcessing@BlackstoneAudio.com

Borders :

White borders

Custom border: C M Y K (CMYK) **OR** R G B (RGB)

Custom text: C M Y K (CMYK) **OR** R G B (RGB)

Spine label:

White background

Black text

Custom background: C M Y K (CMYK) **OR** R G B (RGB)

Custom text: C M Y K (CMYK) **OR** R G B (RGB)

Special instructions for colors :

ADDITIONAL INFORMATION

Please be specific about any other requirements:

You may supply us with RFID tags, or we can provide them for you.
Please select from the options below.

Library-supplied tags

Option 1: Apply tags only

- Library supplies RFID tags
- Apply tags: 25¢ per tag
- **Total cost: 25¢ per tag**

Blackstone-provided tags

We offer 3M™ ISO RFID 50x50mm tags.

Option 3: Provide and apply tags

- Provide tags: 40¢ per tag
- Apply tags: 25¢ per tag
- **Total cost: 65¢ per tag**

Library-supplied RFID tags

What brand of tags does your library use:

Which company supplies your RFID technology:

Blackstone-provided RFID Tags

We'll use Blackstone's 3M™ ISO RFID 50x50mm tags.

We use the following tags:

Activation

Contact information for your RFID vendor:

Option 2: Apply and activate tags

- Library supplies RFID tags
- Apply tags: 25¢ per tag
- Activate tags: 35¢ per tag
- **Total cost: 60¢ per tag**
- **One-time setup fee: \$395** (waived for CD12 or more plans)

Option 4: Provide, apply and activate tags

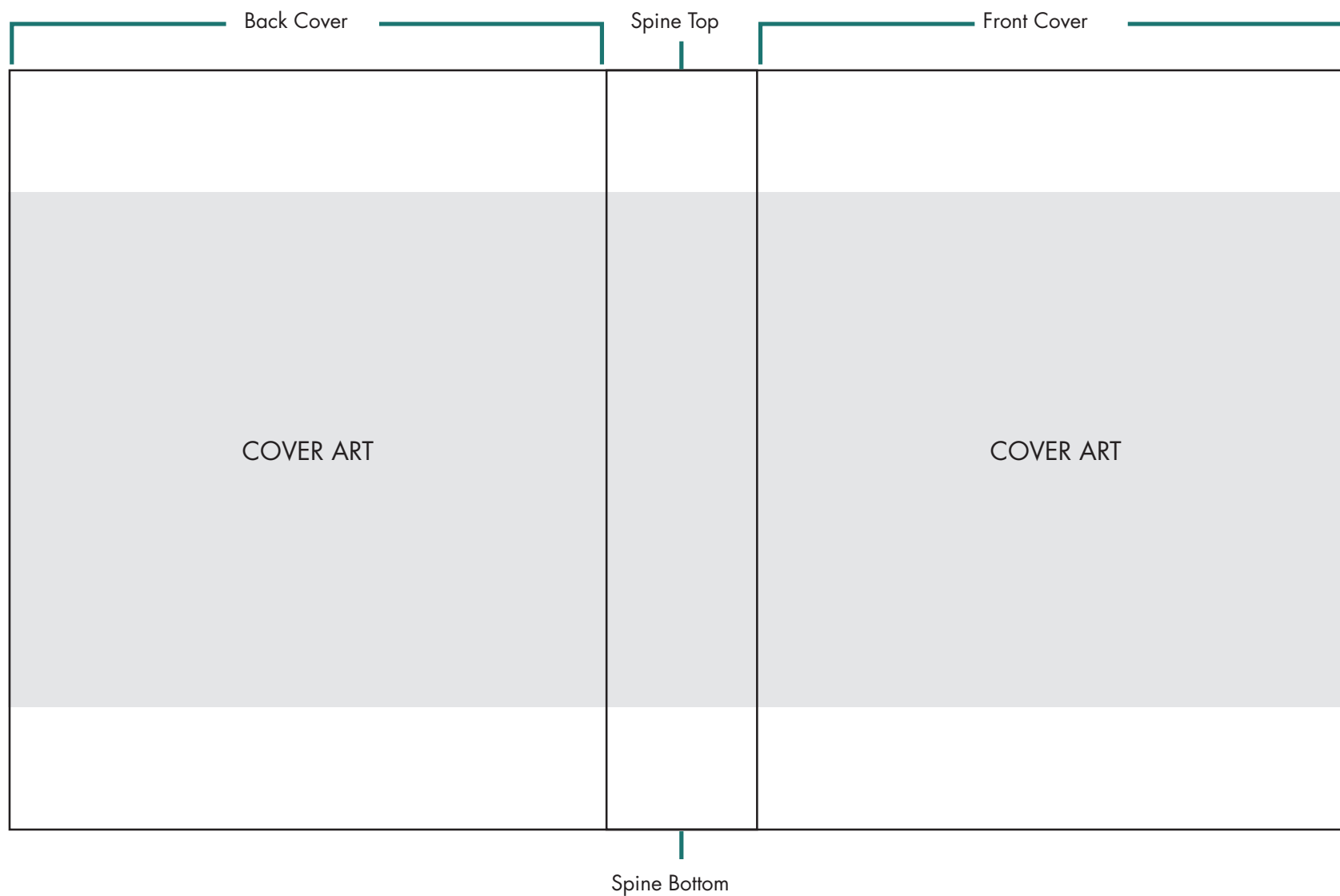
- Provide tags: 40¢ per tag
- Apply tags: 25¢ per tag
- Activate tags: 35¢ per tag
- **Total cost: \$1 per tag**
- **One-time setup fee: \$395** (waived for CD12 or more plans)

Please describe where to apply the RFID tag:

Additional notes on RFID tags. Please be specific:

On the diagram below, please indicate where you would like to display custom content on your covers. Please refer to the cover sample on Page 2 for examples. Please indicate if you wish text to have vertical orientation.

Questions? Please contact LibraryProcessing@BlackstoneAudio.com



Please scan and send an example of a current processed audiobook cover from your collection in .pdf, .jpg, .png or .tiff format to LibraryProcessing@BlackstoneAudio.com